

Electrical

187mA at 12 vdc (Red coil wires bi-directional)
 87mA at 24 vdc (Blue coil wires bi-directional)

Monitoring

None

Mechanical

Holding force 150kg (330 lbs)

Warranty

Protected by **TRICARE** 5 year warranty

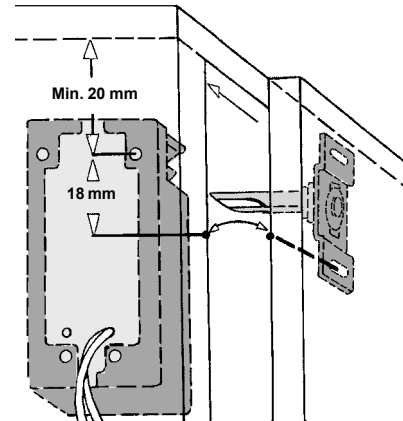
Environment

Operational temperature range -20° to +60°

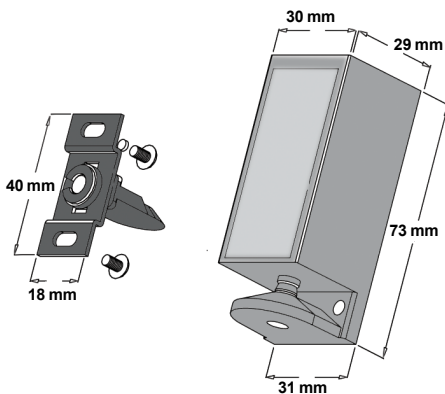
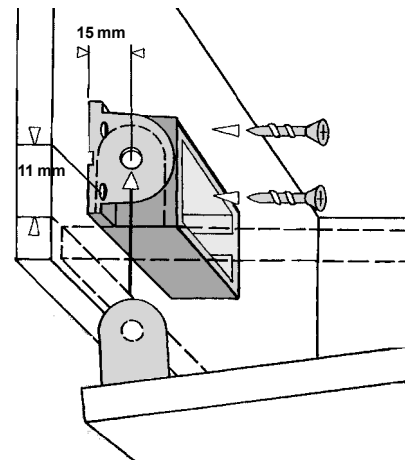
Shipping

Product weight = 146gms
 Shipping weight = 165gms
 Shipping size in box = 115 x 45 x 37 mm

Sliding Door




Swing Door



Specification Statement

The lock which is to be surface mounted and constructed of cast aluminium should be self latching when used in the power to open mode. The lock must be capable of being inter-changed from power to open or power to lock "on site" if required. Lock alignment must be adjustable up to 5 mm in both the "x" and "y" directions both during and after installation.

Distributed By:



Padde reserve the right to update technical data without notice



www.padde.com.au