


Installation Manual

TPS12-10SWBD




12V DC 10A Power Supply



Tactical Technologies Pty Ltd



CAUTION



Equipment must be installed & serviced by suitably qualified service personnel in a restricted access area. There are no user serviceable parts inside.

Dangerous Voltage Inside !

Do not remove module covers

No user serviceable parts inside



General

This power supply is designed for indoor use only.

The TPS12-10SWBD features a fully regulated switch mode power supply providing 12 Vdc at 10 Amps.

Due to its switch mode design, this model generates significantly less heat than equivalent supplies of linear design.

Mounted in a powder-coated steel, tampered enclosure with hinged cover and camlock (TTBOX-02), TPS12-10SWBD features very low noise at full load and incorporates overload, short circuit and over voltage shutdown protection.

This model is factory fitted with a 10 way, PDM1 Power Distribution Module.

Connection

DC output terminals are specified in the diagram overleaf and can provide a maximum of 10A.

In order to provide optimum short circuit protection, it is recommended that the installer assess the current draw of each device connected to the PDM1 and fit a fuse of appropriate value to suit.

For your convenience, an LED is fitted adjacent to each fuse. The LED is lit when the fuse is intact and extinguished when the fuse has failed.

Ensure that total device current draw does not exceed the rated output of the power supply, remembering to allow an adequate power margin for equipment cold start (in-rush).

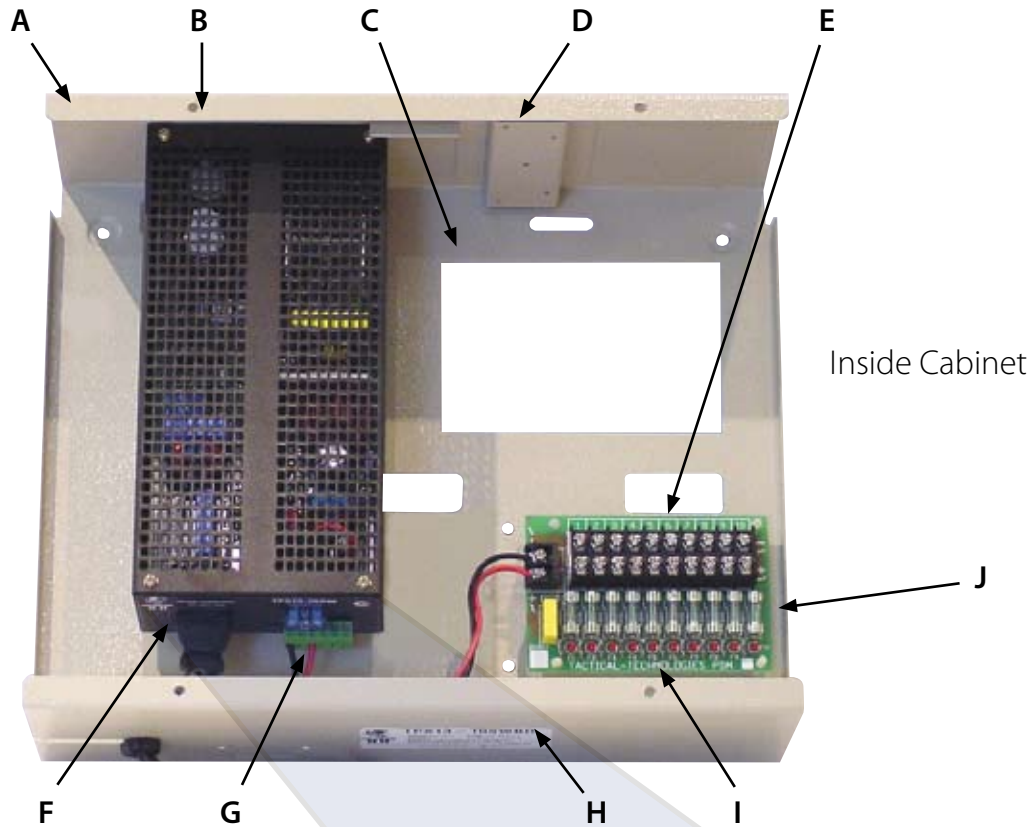
The power supply will current limit and shut down if a total of 10 Amps load is exceeded.

AC Fail Output

The AC Fail output is marked "A1 & A2" on the green output connector (diagram overleaf) and is triggered when 240v mains fails.

LAYOUT

TPS12-10SWBD



Power Module - End View



PDM - N/A PDM + N/A AC Fail

A	Powder coated steel enclosure
B	10A Switch Mode Power Module
C	Cutout for GPO
D	Tamper switches - Front & Rear
E	10 x 12Vdc (Fuse Protected) Output Terminals
F	240V IEC Mains Input
G	12Vdc Output & AC Fail Output
H	Model Designation & Build Date Decal
I	10 x Circuit Status LED's
J	10 x 1A Fuses

Warranty Statement

Tactical Technologies Pty Limited guarantees this product against defective parts and workmanship for a period of twelve (12) months from the date of purchase. If any defect appears during the warranty period, please return the goods to Tactical Technologies Pty Limited freight paid. The goods will be repaired or replaced, then returned.

Tactical Technologies Pty Limited assumes no liability for consequential or indirect damage and accepts no responsibility for repairing damage to products caused by misuse, careless handling or where repairs have been made by others. In the interest of ongoing product development, Tactical Technologies Pty Limited reserves the right to modify, vary or alter the design of this product without written notice.

Specifications

	TPS12-10SWBD
Output Voltage	12 Vdc
Output Current	10A Max
Output Channels	10 x Fuse Protected Outputs with LED's
AC Fail Output	Relay - Dry Contacts 6A
Weight	4 kg
Dimensions	340W x 290H x 105D mm
Input Voltage	240V ac / 50 - 60Hz
Safety Standards	AS/NZS 60950.1.2003
Mounting	4 x 3mm mounting holes

Tactical Technologies Pty Ltd

ABN 13 066 744 661

Tel: +61 2 8822-1888 www.tac-tech.com.au 5 Butterfield St, Blacktown NSW 2148 Fax: +61 2 8822-1899

“ Changing The Way You Think About Power ! ”