


# Installation Manual

TPS13-10SWBD-10




13.8V DC 10A Power Supply



Tactical Technologies Pty Ltd



# CAUTION



Equipment must be installed & serviced by suitably qualified service personnel in a restricted access area. There are no user serviceable parts inside.

*Dangerous Voltage Inside !*

*Do not remove module covers*

*No user serviceable parts inside*

## General



This power supply is designed for indoor use only.

The TPS13-10SWBD-10 features a fully regulated switch mode power supply providing 13.8 volts DC at 10 Amps. Due to its switch mode design, this model generates significantly less heat than equivalent supplies of linear design.

Mounted in a powder-coated steel, tampered enclosure (TTBOX-02), TPS13-10SWBD-10 features very low noise at full load and incorporates overload, short circuit and over voltage shutdown protection.

TPS13-10SWBD-10 incorporates AC Fail & Low Battery relay outputs and an inbuilt battery charger suitable for charging batteries up to approx. 14Ah capacity. If larger capacity batteries are required, please order Tactical Model: TPS13-10SWHOBT this model features a high output battery charger for batteries up to 80Ah capacity.

## Connection

TPS13-10SWBD-10 is fitted with a 10 way fused power distribution module (PDM1). This module provides individual screw terminals, fuse & circuit status LED's for 10 devices.

Please take battery charging requirements into consideration when specifying your application, as battery charge current must be subtracted from total supply current. The power supply will current limit and shut down if a total of 10 Amps load is exceeded.

The battery output is fitted with a replaceable blade type fuse - replace only with a suitable 10A fuse.

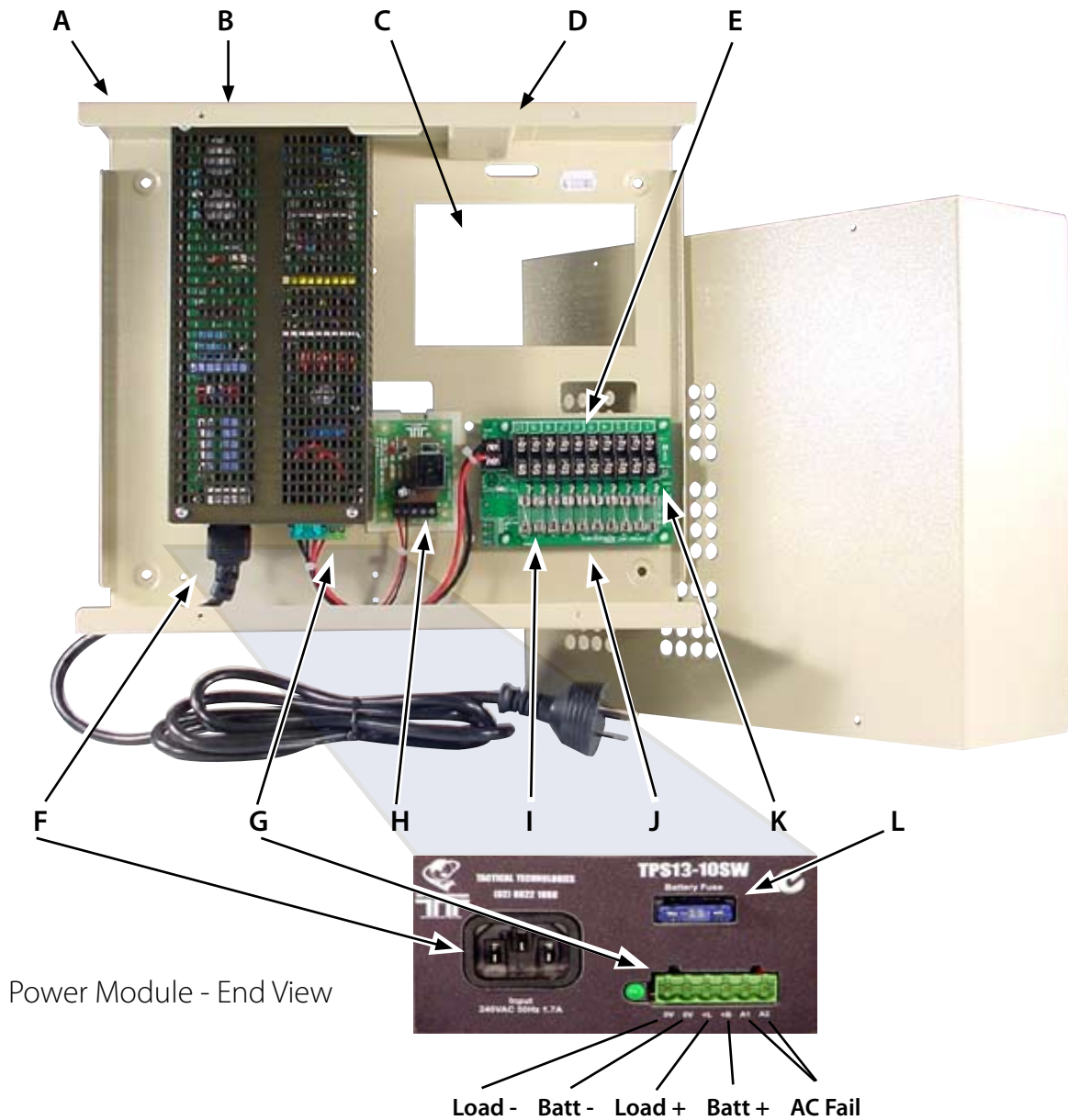
### AC Fail Output

The AC Fail output is marked "A1 & A2" on the green output connector (diagram overleaf) and is triggered when 240v mains fails.

### Low Battery Relay Output & Low Battery Disconnect Relay

Low Battery terminals are marked NO, C & NC and are located on the High Output Battery Charger Module (diagram overleaf). Low battery is triggered when the battery voltage drops below 10.7 volts during a mains fail condition. This model also features an internal low battery disconnect relay which will disconnect the battery from the load if battery voltage falls below approx 10.5Vdc to prevent permanent deep discharge battery damage.

# LAYOUT



Power Module - End View

<b>A</b>	Powder coated steel enclosure
<b>B</b>	10A Switch Mode Power Module
<b>C</b>	Cutout for GPO
<b>D</b>	Mount for tamper switches - Front & Rear
<b>E</b>	Heavy Duty Screw Terminals (10 individually fused outputs)
<b>F</b>	240V IEC Mains Input
<b>G</b>	13.8Vdc Output & AC Fail Output
<b>H</b>	Low Battery Relay Output
<b>I</b>	1A Fuses x 10
<b>J</b>	PDM1 (10 way fused Power Distribution Module)
<b>K</b>	Circuit Status LED's x 10
<b>L</b>	Blade Type Battery Fuse (10A)

## Warranty Statement

Tactical Technologies Pty Limited guarantees this product against defective parts and workmanship for a period of twelve (12) months from the date of purchase. If any defect appears during the warranty period, please return the goods to Tactical Technologies Pty Limited freight paid. The goods will be repaired or replaced, then returned.

Tactical Technologies Pty Limited assumes no liability for consequential or indirect damage and accepts no responsibility for repairing damage to products caused by misuse, careless handling or where repairs have been made by others. In the interest of ongoing product development, Tactical Technologies Pty Limited reserves the right to modify, vary or alter the design of this product without written notice.

## Specifications

	TPS13-10SWBD-10
Output Voltage	13.8Vdc
Output Current	10A Max
Battery Charger	13.8Vdc - suitable for batteries up to 14AH Capacity
Low Battery Output	Relay - Dry Contacts 6A
Low Battery Threshold	10.7V approx.
Output Channels	10
Output per Channel	1A (Max)
AC Fail Output	Relay - Dry Contacts 6A
Weight	4 kg
Dimensions	340W x 290H x 105D mm
Input Voltage	240V ac / 50 - 60Hz
Input Current	1.7A
Safety Standards	AS/NZS 60950.1:2003
EMC Standards	C-Tick
Mounting	4 x 3mm mounting holes

Tactical Technologies Pty Ltd

ABN 13 066 744 661

Tel: +61 2 8822-1888 www.tac-tech.com.au 5 Butterfield St, Blacktown NSW 2148 Fax: +61 2 8822-1899

**“ Changing The Way You Think About Power ! ”**